MANHOLE JE 156– in green area

SECTION VIEW A–A

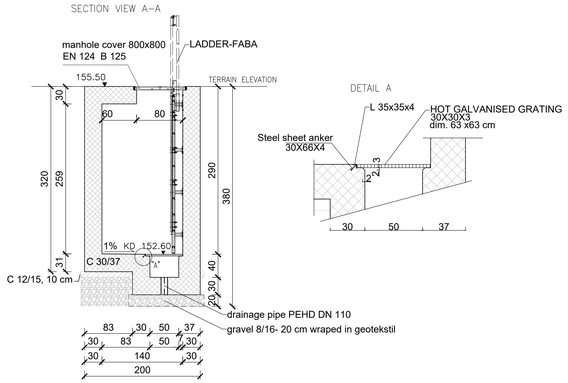

DETAIL A

BOTTOM SLAB VIEW

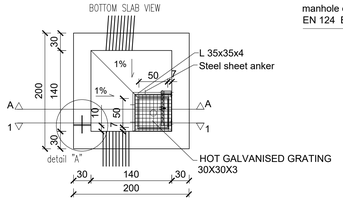

TOP SLAB VIEW

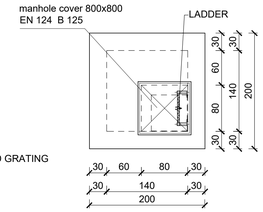

POSITION OF PIPES

SECTION VIEW A–A

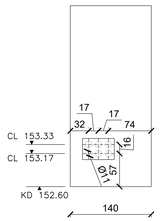

SECTION VIEW 1–1

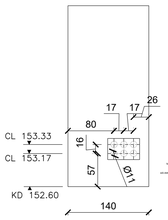

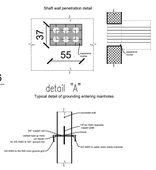

PROTECTION OF CONSTRUCTION PITS

TOP VIEW

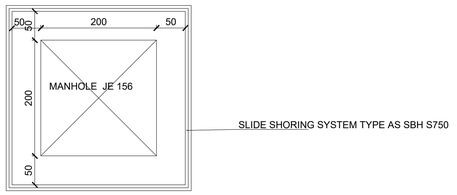

SECTION VIEW X–X

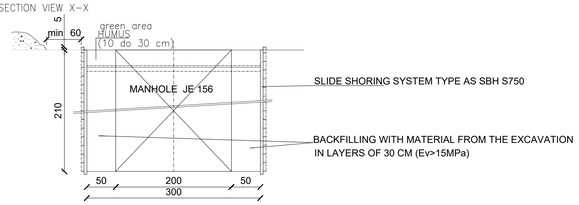

CONCRETE C 30/37
Cnom=Cmin+ΔCdev=4+1=5cm
STEEL B 500 B

Mark 1

Side view

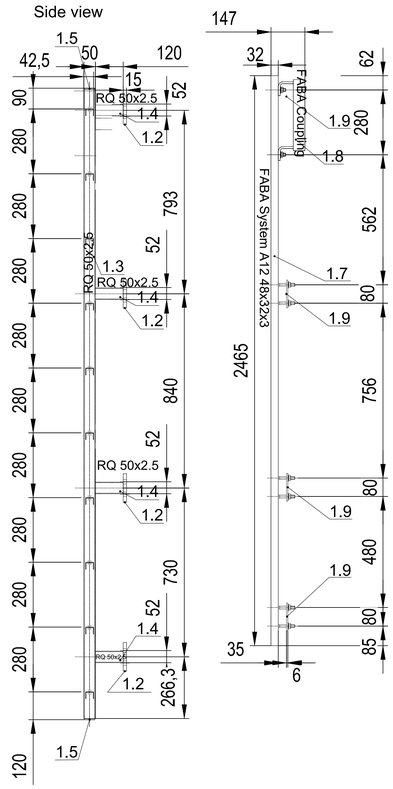

Front view

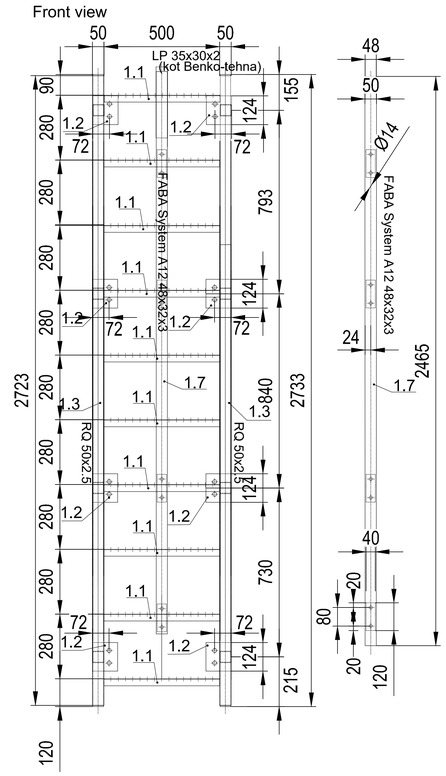

Top view

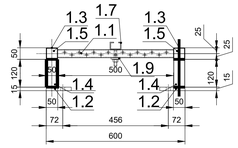

Mark 1.1
scale 1:7.5
Lestveni profil 35x30x2
(kot Brenko-tehna)

Mark 1.2
scale 1:7.5
PLATE 124x109x15

Mark 1.5
scale 1:7.5
PLATE 46x46x5

Mark 1.8
scale 1:7.5
Coupling

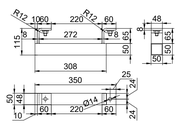

SUM PIT EDGE PROFILE
scale 1:10

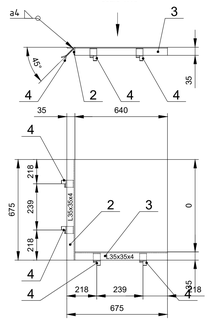

Mark 4
scale 12.5

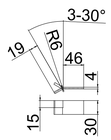

CONNECTION DETAIL:
LADDER-WALL OF THE MANHOLE
scale 1:7.5

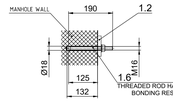

DETAIL A
scale 1:7.5

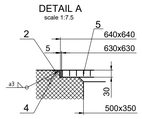

Mark 5
scale 1:10

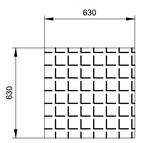

GRATING:	H.D. GALVANISED	
EXECUTION:	WELDED	
SPACING:	30x30	
FRAME:	30x5	
PRIMARY BEAM:	30x2	
SECONDARY BEAM:	25x2	
HEIGHT:	30	

sum: ~ 72.7 kg

Mark	pcs.	name	dimensions			shape standard	material	material standard	weight(kg)	note
5	1	Grating 30/30	30	390	390	DIN 24537	S235JRG2	EN 10025/93	7.6	hot deep galvanised
4	4	Steel sheet	4	30	66	EN 10029/91	1.4301 (AZ/304)	EN 10025/93	0.3	-
3	1	Profile-L35x35x4	35	35	400	DIN 1028	1.4301 (AZ/304)	EN 10025/93	0.9	-
2	1	Profile-L35x35x4	35	35	435	DIN 1028	1.4301 (AZ/304)	EN 10025/93	0.9	-
1	1	Ladder	-	-	-	-	VARIANT	-	63.00	-

sum: ~ 63.00 kg

Mark	pcs.	name	dimensions				material	weight(kg)	note
1.9	4	FABA Rail fitting (bolt length 72mm)	-	-	-		S 235JR	1.5	hot deep galvanised
1.8	1	FABA Coupling (bolt length 32mm)	50	50	308		S 235JR	2.0	hot deep galvanised
1.7	1	FABA A12 48x32x3	48	32	2465		S 235JR	7.65	hot deep galvanised
1.6	16	HAS-E-R M16x125/38	M16	-	190		class 8.8 hot deep galv.	8.20	-
1.5	4	Steel plate	5	46	46		S 235JR	0.3	hot deep galvanised
1.4	8	Profile-RQ 50x2.5	50	50	120		S 235JR	3.5	hot deep galvanised
1.3	2	Profile-RQ 50x2.5	50	50	2723		S 235JR	19.84	hot deep galvanised
1.2	8	Steel plate	15	109	124		S 235JR	13.00	hot deep galvanised
1.1	10	Lestveni profil-35x30x2	35	30	500		S 235JR	7.0	hot deep galvanised

MOD 1345–EE–L

NEW DRAWING H2.2–4

1. Interim Dwg. No.:	D–436–012–0–IA		
Interim Sketch No.:	N/A		
2. Design Mod. No.:	1345–EE–L		
3. Drawing. Rev. No.:	–		
4. New Drawing. No.:	D–436–012		
5. Resp. Eng.:	R. ŠPIONJAK	Date:	05. 2025.
6. Cheker:	B.LALATOVIĆ	Date:	05. 2025.

NUKLEARNA ELEKTRARNA KRSKO
NUCLEAR POWER PLANT KRSKO

Formwork plan for electrical manhole JE156

DESIGN ENGINEERING
NUCLEAR POWER PLANT KRSKO — KRSKO, SLOVENIA

MADE	CHECKED	LE APPROVAL
1. R.ŠPIONJAK	2. D. VUKAS	3. J. KERIN

REFERENCE DRAWINGS:

SCALE 1:40

D–436–012 — DRAWING NUMBER

SYSTEM | SH.NO. | REV: 0 IB

Original Design Firm: EKONERG
Replaced Manual Drawing: N/A
Last Revision And Date: 0, 07.2025.

THIS IS A CAD DRAWING AND SHOULD NOT BE REVISED OR MODIFIED MANUALLY

NO.	DATE	BY	REVISION	CKD. BY	LE APPR.
0	07.2025	EKO	ISSUED PER MOD 1345–EE–L	D.V.	J.K.

FILE: 4360120.DWG; SPREAEL: