MANHOLE JE 157– in road and green area

SECTION VIEW A–A

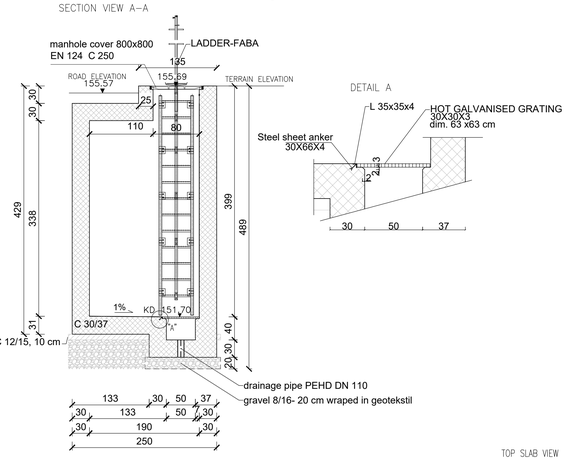

DETAIL A

BOTTOM SLAB VIEW

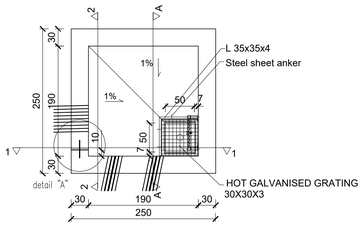

TOP SLAB VIEW

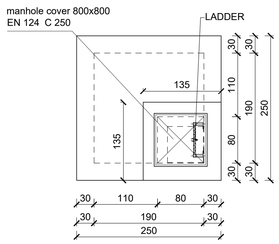

SECTION VIEW 1–1

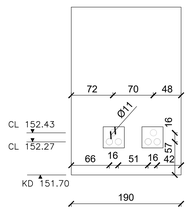

SECTION VIEW 2–2

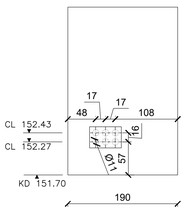

detail "A"

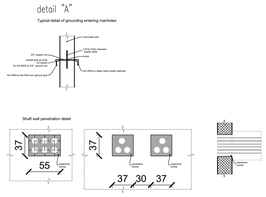

PROTECTION OF CONSTRUCTION PITS

TOP VIEW

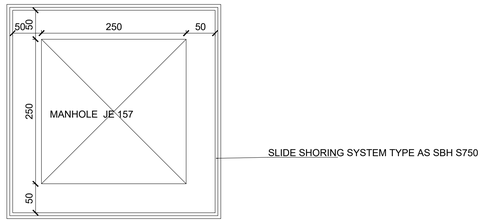

SECTION VIEW X–X

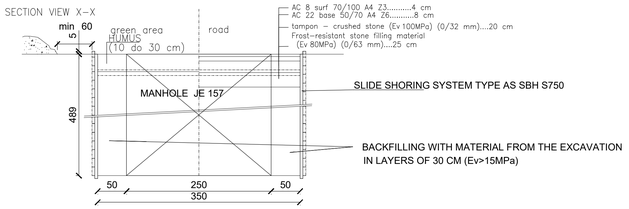

CONCRETE C 30/37
Cnom=Cmin+ΔCdev=4+1=5cm
STEEL B 500 B

Mark 1

Side view

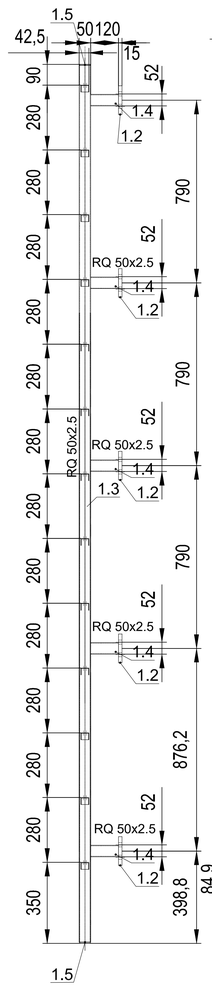

Front view

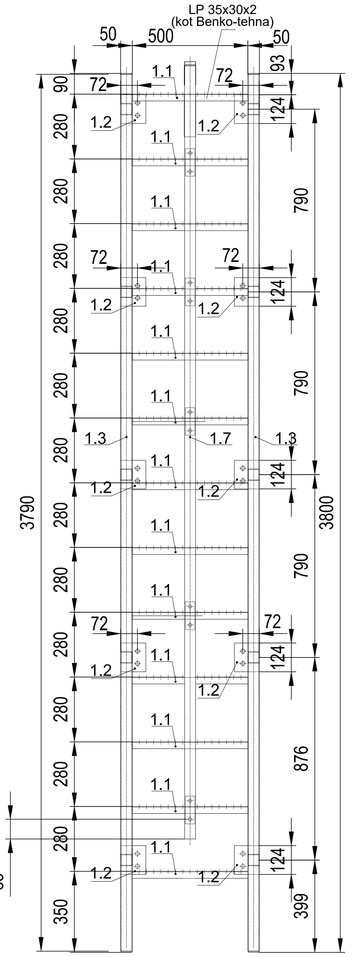

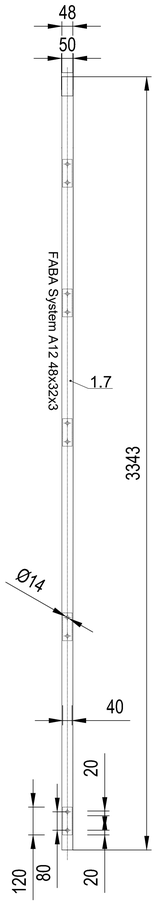

Top view

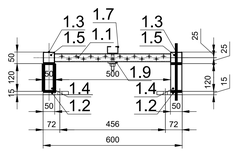

Mark 1.1
scale 1:7.5
Lestveni profil 35x30x2
(kot Benko-tehna)

Mark 1.2
scale 1:7.5
PLATE 124x109x15

Mark 1.5
scale 1:7.5
PLATE 46x46x5

Mark 1.8
scale 1:7.5
Coupling

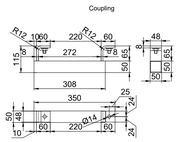

Mark 4
scale 1:2.5

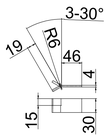

SUM PIT EDGE PROFILE
scale 1:10

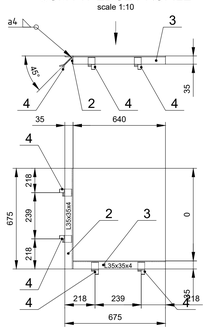

CONNECTION DETAIL:
LADDER-WALL OF THE MANHOLE
scale 1:7.5

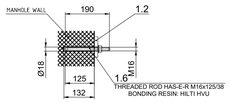

DETAIL A
scale 1:7.5

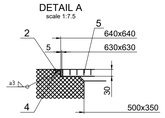

Mark 5
scale 1:10

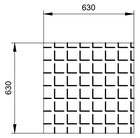

GRATING: H.D. GALVANISED
EXECUTION: WELDED
SPACING: 30x30
FRAME: 30x5
PRIMARY BEAM: 30x2
SECONDARY BEAM: 25x2
HEIGHT: 30

								sum:	~ 91.8 kg
5	1	Grating 30/30	30	390	390	DIN 24537	S235JRG2	EN 10025/93	7.6	hot deep galvanised
4	4	Steel sheet	4	30	66	EN 10029/91	1.4301 (A2/304)	EN 10025/93	0.3	-
3	1	Profile-L35x35x4	35	35	400	DIN 1028	1.4301 (A2/304)	EN 10025/93	0.9	-
2	1	Profile-L35x35x4	35	35	435	DIN 1028	1.4301 (A2/304)	EN 10025/93	0.9	-
1	1	Ladder	-	-	-	-	VARIANT	-	82.1	-
Mark	pcs.	name	dimensions			shape standard	material	material standard	weight(kg)	note

								sum:	~ 82.1 kg
1.9	5	FABA Rail fitting (bolt length 72mm)	-	-	-	S 235JR		1.9	hot deep galvanised
1.8	1	FABA Coupling (bolt length 32mm)	50	50	308	S 235JR		2.0	hot deep galvanised
1.7	1	FABA A12 48x32x3	48	32	3343	S 235JR		10.3	hot deep galvanised
1.6	20	HAS-E-R M16x125/38	M16	-	190	class 8.8 hot deep galv.		10.3	-
1.5	4	Steel plate	5	46	46	S 235JR		0.1	hot deep galvanised
1.4	10	Profile-RQ 50x2.5	50	50	120	S 235JR		4.4	hot deep galvanised
1.3	2	Profile-RQ 50x2.5	50	50	3790	S 235JR		27.8	hot deep galvanised
1.2	10	Steel plate	15	109	124	S 235JR		16.2	hot deep galvanised
1.1	13	Lestveni profil-35x30x2	35	30	500	S 235JR		9.1	hot deep galvanised
Mark	pcs.	name	dimensions				material	weight(kg)	note

MOD 1345–EE–L

NEW DRAWING

H2.2-5

1. Interim Dwg. No.: D–436–013–0–IA
   Interim Sketch No.: N/A
2. Design Mod. No.: 1345–EE–L
3. Drawing. Rev. No.: –
4. New Drawing. No.: D–436–013
5. Resp. Eng.: R. ŠPIONJAK Date: 05. 2025.
6. Cheker: B.LALATOVIČ Date: 05. 2025.

Original Design Firm: EKONERG
Replaced Manual Drawing: N/A
Last Revision And Date: 0, 07.2025.

THIS IS A CAD DRAWING AND SHOULD NOT BE REVISED OR MODIFIED MANUALLY

NO.	DATE	BY	REVISION	CKD. BY	LE APPR.
0	07.2025	EKO	ISSUED PER MOD 1345–EE–L	D.V.	J.K.

NUKLEARNA ELEKTRARNA KRSKO
NUCLEAR POWER PLANT KRSKO

Formwork plan for electrical manhole JE157

DESIGN ENGINEERING
NUCLEAR POWER PLANT KRSKO KRSKO, SLOVENIA

MADE	CHECKED	LE APPROVAL
1. R.ŠPIONJAK	2. D. VUKAS	3. J. KERIN

REFERENCE DRAWINGS:

SCALE 1:40

D–436–013 — DRAWING NUMBER

SYSTEM | SH.NO. | REV. 0

IB

FILE: A3901300.DWG, SPREJEL: